

Metti un tablet in cartella



Pier Cesare Rivoltella, CREMIT (UCSC)

Progetti e ricerche

- MOTUS (MOonitoring Tablet Utilization in School): a.s. 2012-13, 2013-14
- SMART Future: a.s. 2013-14, 24 I.C. in 7 regioni
- Scuole di montagna: a.s. 2012-13 e 2013-14, I.C. Sassello, “scuola EAS”
- EAS Community: a.s. 2013-14, 40 insegnanti esperti (“EAS Day, 3.10.2014).
- Progetto Zanardelli: a.s. 2013-14, 140 insegnanti di CFP

- Scuola “a distanza”
- Virtual classroom
- Integrazione dei digital devices
- Editoria digitale
- Dematerializzazione



Vantaggi del tablet in classe

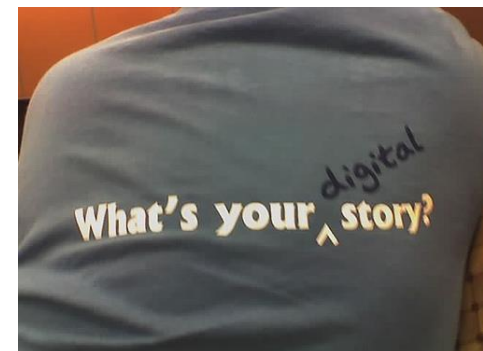
- Continuità con le attività informali
- Integrabilità in classe
- Invisibilità della tecnologia
- Player multimediale
- Strumento autoriale



- 1 Timing experiments with stopwatch
- 2 Photographing apparatus and results of experiments for reports
- 3 Photographing development of design models for eportfolios
- 4 Photographing texts/whiteboards for future review
- 5 Bluetoothing project material between group members
- 6 Receiving SMS & email reminders from teachers
- 7 Synchronising calendar/timetable and setting reminders
- 8 Connecting remotely to school learning platform
- 9 Recording a teacher reading a poem for revision
- 10 Accessing revision sites on the Internet
- 11 Creating short narrative movies
- 12 Downloading and listening to foreign language podcasts
- 13 Logging into the school email system
- 14 Using GPS to identify locations
- 15 Transferring files between school and home





There's
an **app**
for that!



Multiliteracies



Разработка правил
информационной
безопасности




ver,
si-

mental narowring, so jensen, whose
laboratory research

at boston's museu
"This is the first g
that has acc
and they ne
of their vu

Hu
ies, Je
h



ve
Th
co
lob
bac
sect
fror
for
such
ning
mall
is n
some
25 an
thes
were
schoc

didattica

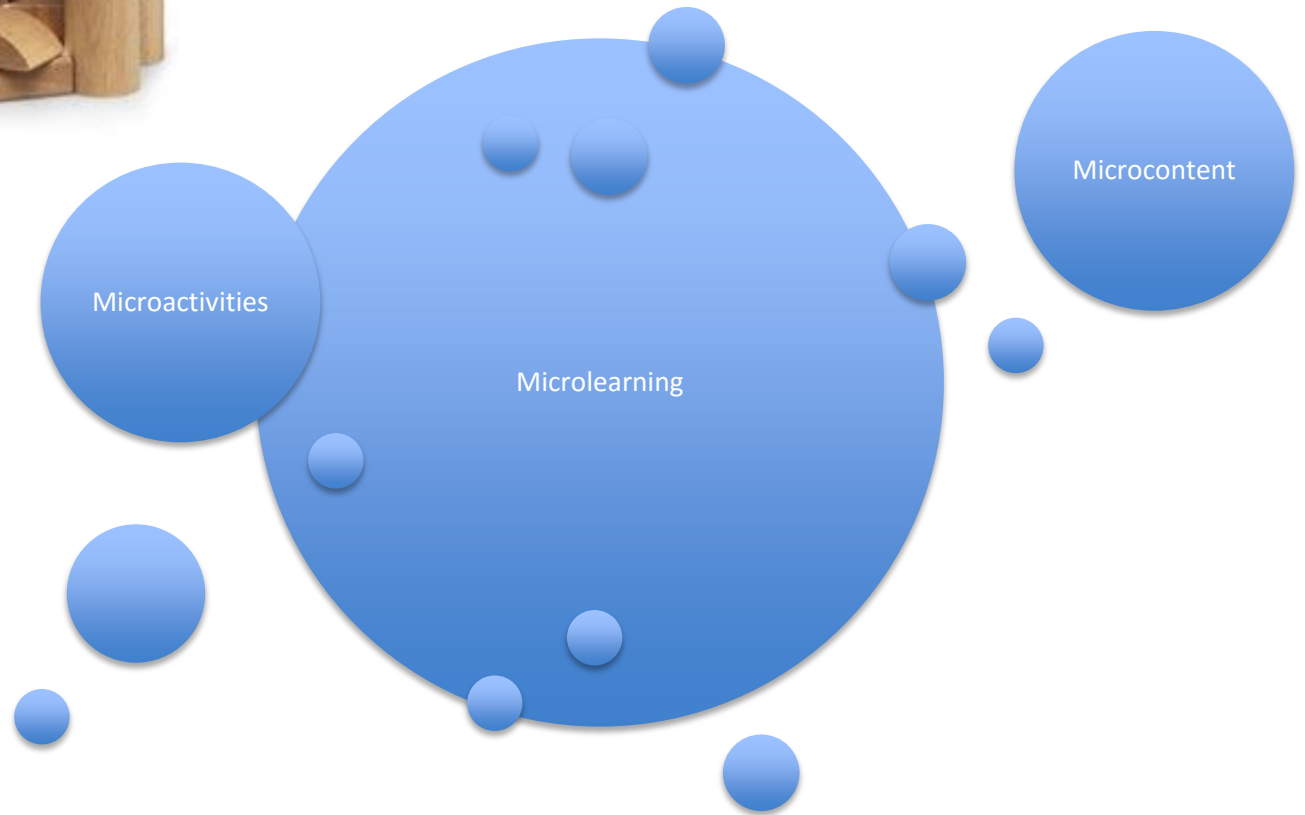
Pier Cesare Rivoltella

FARE DIDATTICA CON GLI EAS



Episodi
di Apprendimento
Situato

LA SCUOLA



Flip it



ROOM
FLIPPED
CLASS

by viaAcademies

The Flipped Classroom





L'EAS: Concetto e struttura

| Fasi EAS | Azioni dell'insegnante | Azioni dello studente | Logica didattica |
|-----------------|---|--|---------------------|
| Preparatoria | <p>Assegna compiti</p> <p>Disegna ed espone un framework concettuale</p> <p>Fornisce uno stimolo</p> <p>Dà una consegna</p> | <p>Svolge i compiti assegnati</p> <p>Ascolta, legge e comprende</p> | Problem solving |
| Operatoria | <p>Definisce i tempi dell'attività</p> <p>Organizza il lavoro individuale e/o di gruppo</p> | <p>Produce e condivide un artefatto</p> | Learning by doing |
| Ristrutturativa | <p>Valuta gli artefatti</p> <p>Corregge le misconceptions</p> <p>Fissa i concetti</p> | <p>Analizza criticamente gli artefatti</p> <p>Sviluppa riflessione sui processi attivati</p> | Reflective Learning |



GRAZIE

piercesare.rivoltella@unicatt.it
<http://piercesare.blogspot.com>